

LEADING REGENERATION

Geistlich
Biomaterials

Patient Information

**Tooth out –
what's next?**



Back to a healthy smile

Post-operative care is an area where you can contribute to the success of your procedure.

Do's

- › Maintain your oral hygiene and use antibacterial mouth wash as prescribed by your dentist.
 - › Treat swelling with moist-cold pads.
 - › Consult your dentist regarding pain.
 - › Make sure that you visit your dentist for a follow-up appointment.
-
-

Dont's

- › Do not neglect your oral hygiene.
 - › Do not brush or floss at the site of surgery for 1 week after surgery. A toothbrush with especially soft bristles can usually be used for cleaning the teeth in the vicinity of the wound.
 - › Do not drink coffee or alcohol and do not smoke cigarettes for 2–3 days after surgery.
-
-

Dental treatments are a matter of trust

Our experience and expertise is something you can rely on

Over 15 million patients worldwide have been treated with Geistlich biomaterials.¹⁻⁷ Let us share some facts with you about these products:

- › Geistlich products are scientifically proven top quality Swiss biomaterials.
- › Meticulous selection of raw materials, together with a strictly controlled manufacturing process, allows Geistlich biomaterials to conform to high safety requirements and ensures high tolerability.

Geistlich Biomaterials

- › Your worldwide no. 1 reference^{8,9}
 - › Outstanding quality^{10,11}
 - › High biofunctionality¹²⁻¹⁷
- › These natural biomaterials were evaluated in more than 1,400 studies from countries all over the world.¹⁸
 - › The safety has been assessed by international and national authorities.

Why are preventive measures beneficial?

Smile again

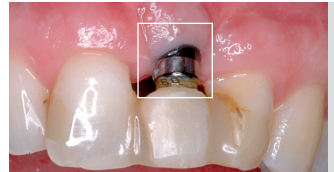
Aesthetically pleasing outcomes & maintenance of healthy teeth.^{19,20}

Flexibility

In the choice of the final dental prosthesis (implants, bridge restoration).²¹

Stable outcomes

Preventive procedures following tooth loss save you time and possible complications in the long-term by preventing further grafting procedures.²²



Without preventive measures

Prof. Sculean (Berne, Switzerland)

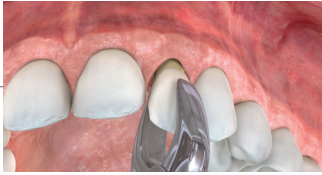


With preventive measures

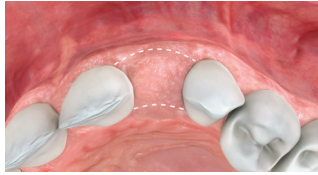
Dr. Coutinho Alves (Porto, Portugal)

What happens after tooth removal?

[Do you wish more information?](#)
[Scan the code and watch the video:](#)



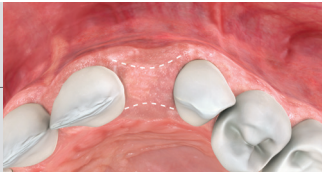
Tooth removal



Following tooth removal

The bone retains its shape as before tooth extraction (lines).

Without preventive measures



Collapse of the socket over time due to natural resorption of the bone by the own body.



Implant restoration

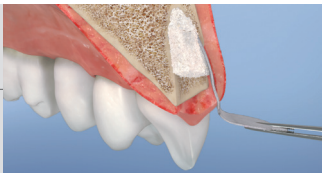
Poor aesthetics with implant placement, due to significantly less bone volume.



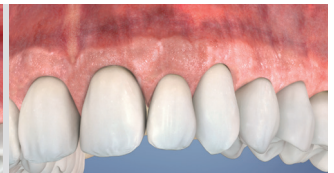
Bridge restoration

Formation of an unattractive gap between the bridge and underlying gums.

With preventive measures



Filling the socket with Geistlich biomaterials regenerates bone and so retains the volume and shape of the bone over time.



Aesthetic outcome

Preventive measures with Geistlich biomaterials allow flexibility in choosing the final restoration (implants / bridge restoration).

Geistlich Biomaterials

Biomaterials are scaffolds that can be implanted to replace or repair missing tissue.

Biomaterials, such as bone substitutes, collagen membranes and matrices, are used regularly in regenerative dentistry to support the body's own tissue regeneration process effectively.



Geistlich Bio-Oss® promotes effective bone regeneration²³

- › Providing a foundation for your body to regenerate bone.
- › Made from the mineral part of the bones originating from Australian and New Zealand cattle.
- › Swiss quality, refined through 30 years of experience.



Geistlich Bio-Gide® for uneventful wound healing^{24,25}

- › Provides optimal wound healing properties for effective bone regeneration.²⁹
- › Made of collagen obtained from healthy pigs.
- › Swiss quality, refined through 20 years of experience.



Choice

Your dentist will choose the appropriate material in order to achieve an optimum outcome.

Geistlich Mucograft® Seal for gum regeneration^{21,26,27}

- › Seals the hole after tooth extraction and helps your body to regenerate your own gums.
- › Made of collagen obtained from healthy pigs.
- › Winner of the Swiss IHZ-Innovation Award 2014: first product developed specifically for gum regeneration.



Biomaterials from Geistlich Pharma AG are the most frequently used materials in regenerative dental medicine throughout the world:^{1-9,28}

More than 15 million
Geistlich Bio-Oss®



More than 6.5 million
Geistlich Bio-Gide®



More than 200,000
Geistlich Mucograft®



More than 15,000
Geistlich Fibro-Gide®



Manufacturer
© Geistlich Pharma AG
Business Unit Biomaterials
Bahnhofstrasse 40
CH-6110 Wolhusen
Phone +41 41 492 56 30
Fax +41 41 492 56 39
www.geistlich-biomaterials.com

For more information about our distribution partners:



References

- 1 Europe market report suite for dental bone graft substitutes and other biomaterials, iDATA_EUDBGS19_MS, Published in July 2019 by iData Research Inc., 2019 (Market research).
- 2 China market report suite for dental bone graft substitutes and other biomaterials, iDATA_CHDBGS18_MS, Published in November 2018 by iData Research Inc., 2018 (Market research).
- 3 Australia market report suite for dental bone graft substitutes and other biomaterials, iDATA_AUDBGS18_MS, Published in November 2018 by iData Research Inc., 2018 (Market research).
- 4 India market report suite for dental bone graft substitutes and other biomaterials, iDATA_INDBGS18_MS, Published in November 2018 by iData Research Inc., 2018 (Market research).
- 5 South Korea market report suite for dental bone graft substitutes and other biomaterials, iDATA_SKDBGS18_MS, Published in November 2018 by iData Research Inc., 2018 (Market research).
- 6 Japan market report suite for dental bone graft substitutes and other biomaterials, iDATA_JPDBGS18_MS, Published in November 2018 by iData Research Inc., 2018 (Market research).
- 7 US market report suite for dental bone graft substitutes and other biomaterials, iDATA_USDBGS19_MS, Published in January 2019 by iData Research Inc., 2019 (Market research).
- 8 Millennium Research Group, Dental Biomaterials North America, 2018 (Market research).
- 9 Millennium Research Group, Dental Biomaterials Europe, 2016 (Market research).
- 10 MDSAP ISO 13485 Certificate
- 11 EC Certificate of Full Quality Assurance System
- 12 Jung R, et al.: Clin Oral Implants Res 2013;24(10):1065-73. (Clinical study)
- 13 Buser D, et al.: J Periodontol 2013;84(11):1517-27. (Clinical study)
- 14 Jensen ss, et al.: J Periodontol 2014;85(11):1549-56. (Clinical study)
- 15 Mordenfeld A, et al.: Clin Oral Implants Res 2010;21(9):961-70. (Clinical study)
- 16 Sanz M, et al.: J Clin Periodontol 2009;36(10):868-76. (Clinical study)
- 17 McGuire MK, Scheyer ET: J Periodontol 2010;81(8):1108-17. (Clinical study)
- 18 NCBI Pubmed, July 2019, Search term: Bio-Oss OR Bio-Gide OR Mucograft OR Fibro-Gide, PubMed Filter "Species: Humans" (830 hits) or "Other animals" (665 hits) (Market research).
- 19 Chambrone L, et al.: Cochrane Database Syst Rev 2009;36(10):868-76. (Clinical study).
- 20 Cairo F, et al.: J Clin Periodontol. 2008;35(8 Suppl):136-62 (Clinical study).
- 21 Fickl S, et al.: Int J Periodontics Restorative Dent. 2018;38(1):e1-e7. (Clinical Study)
- 22 Cardaropoli D, et al.: Int J Periodontics Restorative Dent 2015;35(5):677-85. (Clinical Study)
- 23 Degidi M, et al.: Clin Implant Dent Relat Res 2009;11(3):178-82. (Clinical study)
- 24 Becker J, et al.: Clin Oral Implants Res. 2009;20(7):742-9. (Clinical study)
- 25 Tal H, et al.: Clin Oral Implants Res. 2008;19(3):295-302. (Clinical study)
- 26 Jung R, et al.: J Clin Periodontol 2013;40(1):90-98. (Clinical study)
- 27 Thoma D, et al.: J Clin Periodontol 2012;39:157-65. (Clinical study)
- 28 Based on the number of units currently sold. Data on file (Wolhusen, Switzerland)
- 29 Zitzmann NU, et al.: Int J Oral Maxillofac Implants 1997;12(6):844-52. (Clinical study)